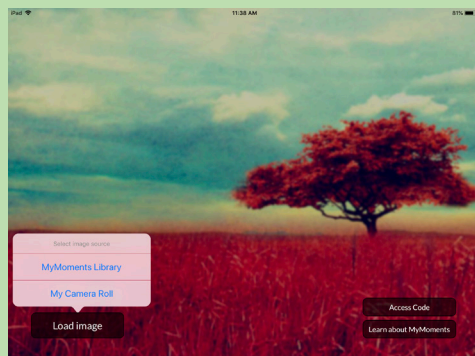
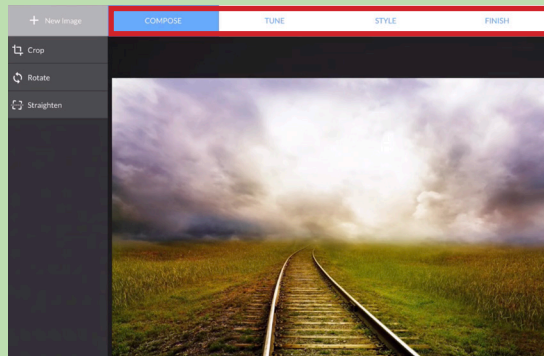


MyMoments® App Reference Guide

Getting Started



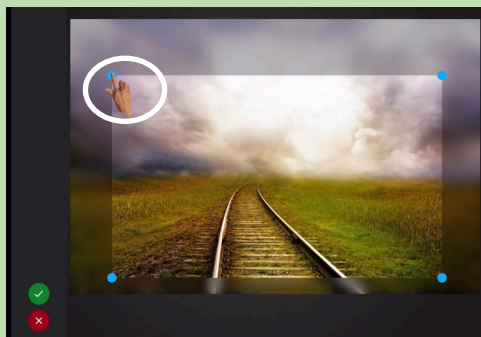
Load Image: Load image from the MyMoments Library or Camera Roll



Four Steps: Follow the steps across the top of the screen

Compose

Compose changes the composition of the image




Try cropping the image by dragging the blue dots in the corner

Images can also be rotated, straightened, or reversed

Tune

Effects in Tune change the colors and tones of the image




Add any effect to the whole image by swiping finger from left to right on the image

Switch to paintbrush mode to apply any effect to a portion of image

MyMoments® App Reference Guide

Style

Effects in Style apply realistic, painterly, and abstract effects



Add any effect to the whole image by swiping finger from left to right on the image

Switch to paintbrush mode to apply any effect to a portion of image

Finish

Finish allows adding frames and captions, and saving/sharing images

